



The Policy Sensitivity of Industries and Regions

Lori L. Taylor

and

Mine K. Yücel

October 1996

Research Department

Working Paper

96-12

Federal Reserve Bank of Dallas

The Policy Sensitivity of Industries and Regions*

by

Lori L. Taylor and Mine K. Yücel

* We would like to thank Nathan Balke, Stephen P.A. Brown and Gerald A. Carlino for their helpful comment and suggestions. We would also like to thank Jean Zhang and Jeremy Nalewaik for their research assistance. The authors retain responsibility for all remaining errors. The views expressed in this paper are those of the authors and should not be attributed to the Federal Reserve Bank of Dallas or to the Federal Reserve System.

Changes in both fiscal and monetary policy can affect regional growth. Changes in government spending and tax policies influence growth directly by altering factor prices and industry demand. Meanwhile, many economists believe shifts in monetary policy affect growth by temporarily altering real short-term interest rates. The extent to which industries and states are sensitive to changes in interest rates and federal spending helps determine the regional consequences of such policy changes.

There are a number of reasons why sensitivity to fiscal and monetary policy might vary across industries. Some industries (e.g. ordnance manufacturing) benefit more directly from government spending than others (Taylor 1993). Similarly, some industries are more sensitive to interest rate changes than others (Ceglowski 1989, Kretzmer 1985, Taylor and Yucel 1995). Carlino and DeFina (1995) find that manufacturing intensive regions of the United States are more sensitive to monetary policy than construction-intensive regions.

There are also a number of reasons why industry sensitivity to policy may vary from state to state. States rely on a variety of tax instruments to raise revenues and the mix of tax instruments varies substantially across states. States that rely disproportionately on taxes that are not deductible against federal income taxes (like sales taxes) face a differential impact from changes in federal taxes. Differences in taxes, government services and natural amenities can alter the relative prices of labor and capital in a state, leading to potentially different factor price elasticities and policy responses. Similarly, the tax and regulatory environment can affect firm size, which in turn affects policy sensitivity. Gertler and Gilchrist (1994) find that small manufacturing firms contract substantially more than large manufacturing firms following a tightening of monetary policy.

Thus, differences in both industry composition and state-specific industry sensitivity may lead to differences in regional sensitivity to policy shocks. Mathur and Stein (1980) find that monetary policy strongly impacts regional growth in personal income while fiscal policy is generally insignificant. However, using the Mathur and Stein data, Garrison and Kort (1983) find that both monetary and fiscal policy are significant in explaining changes in aggregate state employment.

We contribute to the literature on the regional effects of national policy in two ways. First, we examine industry responses to both monetary and fiscal policy shocks. Second, we examine the extent to which we can use national information about these industry responses to forecast regional employment responses. We find that industry employment is sensitive to both types of policy shocks. We also find that policy sensitivity varies across industries and industry sensitivity varies across states. As such, our analysis suggests that it would be inappropriate to use national estimates to forecast regional employment responses to policy shocks.

Analytical Framework and Estimation

We use a vector autoregressive (VAR) model to assess the policy sensitivity of employment. A VAR model is a system of reduced-form equations wherein the interaction between several variables is used to forecast each individual variable. Each endogenous variable is represented as a function of past values of itself and past values of all the other variables in the system.

The VAR approach is particularly well suited to an analysis of policy sensitivity for a number of reasons. First, the VAR approach imposes no a priori restrictions on the structure

of the system. Rather, the approach allows the data to determine the results. Such a non-structural approach is preferable whenever economic theory provides little guidance as to the exact nature of the relationship between the variables in the system. Although the non-structural approach means that one cannot infer causality, it generates reliable estimates of the response of employment to changes in policy variables. Second, because the VAR approach estimates reduced-form relationships, the channels through which policy affects employment need not be explicitly modeled. The VAR approach captures not only the direct effects of policy on employment, but also the indirect effects on employment that arise from the influence of policy on other variables. Finally, estimating the policy sensitivity of employment in a VAR system provides information about the time path of a variable's response to a systemic shock. Therefore, we can examine policy sensitivity in both the short run and the long run.

Our six equation VAR model includes variables designed to capture the major influences on industry employment. These five variables are the nominal price of oil (which reflects a major source of economic shocks), the consumer price index (which reflects inflation shocks), the nominal Federal Funds rate (our measure of monetary policy), federal government spending as a share of gross domestic product (our measure of fiscal policy) and aggregate U.S. employment (which reflects the influence of national business cycles). The sixth variable is employment in the industry of interest.

To examine the relative effects of policy on industries, we repeatedly estimate this model using U.S. and state data for employment in each of the nine industry divisions—mining, construction, manufacturing, TC&PU (transportation, communications

and public utilities), wholesale trade, retail trade, FIRE (finance, insurance and real estate), services and government. To evaluate the extent to which U.S. responses can be used to forecast regional employment responses, we compare the U.S. estimates to the state estimates. The state-level data comes from each of the four largest states—California, Florida, New York and Texas.

The Data

The monthly data for this analysis come from a variety of sources and span the period from January 1982 to December 1995. Data on refiner's acquisition cost, which we use to measure oil prices, come from the Department of Energy. The data on federal government purchases and GDP from which we construct our measure of fiscal policy come from the Bureau of Economic Analysis. Data on the federal funds rate come from the Federal Reserve Board. (Charts 1 and 2 illustrate the two policy shock variables). The remaining data come from the Bureau of Labor Statistics. The employment and price data were seasonally adjusted. The remaining variables had no significant seasonal pattern and, therefore, were not seasonally adjusted. With the exception of the federal funds rate, we logarithmically transformed all of the data series. Augmented Dickey-Fuller tests indicated that many of the data series were not stationary in levels, although all of the transformed series were stationary in first or second differences.¹

¹ The construction employment series for Texas, Florida and the U.S. were not stationary even with second differencing. However, when we restrict the sample to the period after 1985, the logarithmic series were first-difference stationary for the U.S. and all four states under evaluation. Given the dramatic effects on the construction industry of the Tax Reform Act of 1986, it seems plausible to so restrict the sample. Therefore, the sample used

There are two approaches for using nonstationary data in a VAR model. One is to formulate an error-correction model in differences with cointegrating terms. Alternatively, one can estimate the VAR in levels with sufficient lags to yield white noise residuals but without explicitly modeling the cointegrating relationships.

A solid case exists for examining the model in levels. The shortness of our sample period reduces the already low power of cointegration tests.² Furthermore, the large number of variables in our VARs introduces uncertainty about the specification and number of cointegrating vectors. Therefore, it would be difficult to identify the appropriate set of cointegrating vectors. In contrast, estimates from a levels model are not conditional upon the estimated number of cointegrating relationships and their estimated values. For these reasons, we selected a VAR model in log levels.

The appropriate specification of the VAR system in levels depends critically on the number of lags. If the system has too few lags, the researcher has omitted valuable information and the estimation may be biased. If the system has too many lags, the researcher has included avoidable noise and the estimation will be inefficient (but should be unbiased). We use the Akaike information criterion (AIC) and the Schwarz criterion (SC) to suggest the appropriate lag length for the national industry models.³ The AIC indicates that the appropriate specification would include either 5 or 6 lags of the variables in the system,

for analyses of the construction industry spans the period from January 1986 to December 1995.

² The short time frame is dictated by our interest in using a consistent proxy for the stance of monetary policy.

³ For a further discussion of the model selection criteria, see Mills (1990) or Kennedy (1992).

depending on the industry; the SC consistently indicates that no more than 2 lags would be necessary. Because a likelihood ratio test consistently favors the six-lag specification over the two-lag specifications, all variables in each system are estimated as a function of 6 lags of themselves and 6 lags each of the other variables.⁴ In the interests of comparability with the national analysis, we use a 6-lag specification for all of our VARs.

Assessment Strategies

We use two strategies to assess the relationship between policy shocks and industry employment. The first strategy is to examine impulse response functions for the two policy variables. Impulse response functions trace over time how an independent and unexpected shock to one variable in the VAR system affects another. The second strategy is to examine variance decompositions. Variance decompositions apportion the variance of forecast errors in a given variable to shocks to itself and shocks to the other variables. They allow us to compare the relative importance of fiscal and monetary policy shocks.

We use a Choleski decomposition to construct the impulse responses and variance decompositions. The Choleski technique decomposes the residual (μ_i) from each of the equations in the VAR system into a linear combination of the residuals from the other equations (μ_j) and an orthogonal element (ν_i). We specified a decomposition that allows a

⁴ Because the construction industry is evaluated over a shorter time period, it may require a different lag structure than the rest of the analysis. The AIC indicates that at least 12 lags would be necessary for analysis of the construction industry: the SC indicates that only 2 lags are necessary. Because the lag length favored by the AIC consumes virtually all of our degrees of freedom, we use the lag length recommended by the SC and estimate construction industry employment as a function of two lags of itself and two lags each of the other variables.

one-way contemporaneous relationship between the policy and employment variables.⁵ The structure is as follows:

$$\begin{aligned}
 \mu_{oil} &= \nu_{oil} \\
 \mu_i &= C_{21}\mu_{oil} + \nu_i \\
 \mu_m &= C_{31}\mu_{oil} + C_{32}\mu_i + \nu_m \\
 \mu_f &= C_{41}\mu_{oil} + C_{42}\mu_i + C_{43}\mu_m + \nu_f \\
 \mu_{US} &= C_{51}\mu_{oil} + C_{52}\mu_i + C_{53}\mu_m + C_{54}\mu_f + \nu_{US} \\
 \mu_{ind} &= C_{61}\mu_{oil} + C_{62}\mu_i + C_{63}\mu_m + C_{64}\mu_f + C_{65}\mu_{US} + \nu_{ind}
 \end{aligned}$$

where μ_{oil} represents the residual from the oil price equation, μ_i represents the residual from the consumer price index equation, μ_m represents the residual from the monetary policy equation, μ_f represents the residual from the fiscal policy equation, μ_{US} represents the residual from the aggregate U.S. employment equation and μ_{ind} represents the residual from either the industry employment equation.

The decomposition structure implies that unexpected changes in oil prices (μ_{oil}) do not contemporaneously arise from any of our specified variables. Similarly, unexpected changes in inflation (μ_i) do not arise contemporaneously from any of the employment or policy variables, but can be contemporaneously affected by innovations in oil prices (μ_{oil}). Unexpected changes in oil prices and inflation contemporaneously affect unexpected changes in the federal funds rate (μ_m), but μ_m only affects oil prices and inflation in subsequent

⁵ If the covariance among the residuals is sufficiently high, the ordering of the dependent variables can affect the results. In our opinion, the ordering employed here reflects a plausible transmission relationship among the variables. Furthermore, exploratory analysis suggests that variations in ordering have little qualitative impact on the results.

periods. Similarly, unexpected changes in oil prices, inflation and monetary policy contemporaneously affect unexpected changes in fiscal policy (μ_f), but μ_f only affects oil prices, inflation and monetary policy in subsequent periods. Unexpected changes in industry employment can arise contemporaneously from unexpected changes in any of the other variables in the system but can affect those variables only with a lag.

We used the estimated coefficients of the VAR system of equations and Monte-Carlo integration with 1000 replications to compute one-standard-deviation confidence bands for the impulse response functions of the variables in the model.⁶ These confidence bands can be used to distinguish where the impulse response functions differ significantly from zero. Whenever the lower bound on the impulse response function is positive, we consider the impulse to be significantly positive. Whenever the upper bound on the impulse response is negative, we consider the impulse to be significantly negative. Rather than show the confidence bands directly, for simplicity we report significant point estimates for an average one-standard-deviation initial impulse.⁷

The Monte-Carlo integration also generates a distribution of variance decompositions. If the variance decomposition share for the monetary policy variable is greater than the variance decomposition share for the fiscal policy variable in at least 90 percent of these replications, then we conclude that employment is more sensitive to monetary policy than to

⁶The methodology follows Kloeck and Van Dijk (1978) with the coefficient draws taken directly from the estimated posterior distribution of the coefficients.

⁷ For all industries and states, we calculate one-standard-deviation impulses and then standardize them so that the initial impulse is equivalent to the mean initial impulse across U.S. industries.

fiscal policy. On the other hand, if the variance decomposition share for the monetary policy variable is greater than the variance decomposition share for the fiscal policy variable in no more than 10 percent of the replications, we conclude that employment is more sensitive to fiscal policy than to monetary policy.

Results

The impulse response functions reveal a number of interesting patterns in the employment data. First, the significant responses to a fiscal policy shock are overwhelmingly negative. As chart 3 illustrates, significant decreases in U.S. employment follow soon after increases in federal government spending (as a share of GDP) for construction, TC&PU, retail trade and services, while mining turns negative after two years. However, the responses become insignificant after 40 months for all industry divisions except TC&PU. The employment responses are insignificant for manufacturing, wholesale trade, FIRE and government.

The significant responses to a monetary policy shock also tend to be negative. As chart 4 illustrates, significant decreases in U.S. employment follow increases in the federal funds rate for TC&PU, retail trade, services and government. Furthermore, while mining, manufacturing, wholesale trade and FIRE seem to add jobs immediately following an increase in the federal funds rate, the effect turns negative after a year for wholesale trade and FIRE (chart 5). We were unable to detect a response to changes in monetary policy for

the construction industry.⁸

For two of the four industries wherein both types of policy shocks generate significant impulses—TC&PU and retail trade— the employment responses are similar in magnitude. However, employment in the services and mining industries appears to respond much more to a monetary policy shock than to a fiscal policy shock. Evaluated at the peak, the impulse responses to a change in monetary policy are roughly 60 percent greater than the impulse responses to a change in fiscal policy.

The state-level data generally support the national conclusions, but they also illustrate the risks involved in using U.S. estimates of industry response to forecast regional industry responses. For example, the construction industry is the only one to respond to a fiscal policy shock significantly and in the same direction across the four states and the nation. In contrast, manufacturing employment decreases following an increase in government spending in Texas and New York, changes insignificantly in Florida and the U.S. and increases in California (chart 6). Employment in California's retail trade, services and government industries appears to respond positively to a fiscal policy shock, while it responds negatively, if at all, in the other three states and the nation.

A monetary policy shock also elicits widely divergent impulse responses across states within the same industry. As was the case for a fiscal policy shock, employment in California's retail trade, services and government industries appears to respond positively to a monetary policy shock while it responds negatively, if at all, in the other three states and

⁸ This finding is consistent with work by Carlino and DeFina (1996) who found that increases in the share of construction in GSP reduced a region's sensitivity to movements in the nominal federal funds rate.

the nation. Texas differs from the rest with a long-run negative response for manufacturing employment (chart 7). Similarly, New York differs from the rest with an positive response for transportation employment. While the U.S., New York and Texas responses are insignificant, construction employment increases significantly in California and Florida following an increase in the federal finds rate. There is no industry division for which the impulse responses following a monetary policy shock are equal in sign and significance across the U.S. and all four states.

A more formal analysis of the forecasting power of the U.S. impulses also reveals significant variations between the states and the nation. Simple regression analysis shows that the national fiscal policy responses are not a good predictor for the states. There are only four industries which do a reasonable job of forecasting state level responses. The national construction industry response can explain more than 90 percent of the construction employment responses in Florida, New York and Texas. Similarly, the national services industry is a good predictor of the service-sector response in California, Florida and Texas. The only other national industries which are good predictors for the industry at the state level are TC&PU for California and Florida and retail trade for New York and Texas. All others are either insignificant (at either the national or state level) or not good predictors.

The aggregate industry response to a monetary policy shock is a better predictor of the state-level industry responses than the aggregate response to a fiscal policy shock. The U.S. responses to a change in monetary policy are an especially good predictor for industries in California and Florida. With the exception of the mining and construction industries, the U.S. industry response explained more than 90 percent of the state level industry responses.

The U.S. responses are also good predictors for New York. The U.S. response explained more than 90 percent of all nine New York industry divisions, although construction, retail trade and FIRE were insignificant. However, U.S. impulse responses are not a good predictor for the Texas industries. The only industries in which U.S. responses which can be used to confidently forecast Texas employment responses are mining, TC&PU and retail trade.

As another check on the ability of the aggregate industry responses to predict the state industry response, we calculated Pearson correlation coefficients between the industry response at the national and state level. The results supply further evidence that it would not be appropriate to use the US responses to forecast the regional response to a policy shock, especially with a fiscal policy shock. There are only five out of 36 industries (of the 4 state/9 industry combinations) which correlate more than 90 percent with the national in response to a fiscal policy shock. The correlation is somewhat higher with a monetary policy shock, with 13 out of 36 industries correlating better than 90 percent.

The variance decomposition data provide additional insight into the differential industry responses across states. Table 1 presents the variance decomposition results for both the short run (one year after the shock) and the long run (five years after the shock). At the national level, these variance decompositions reveal two interesting regularities. First, the point estimates suggest that the share of forecast error arising from national policy shocks tends to grow over time. With the exception of manufacturing, both monetary and fiscal policy shocks are much greater sources of national volatility after five years than after one year. For manufacturing, the impact of fiscal policy shocks also grows over time, while the

impact of monetary policy shocks decays. Second, the distributions of variance decompositions indicate that fiscal policy tends to dominate monetary policy as a source of short-run employment volatility in construction and TC&PU, but not in any other industry division. In the long run, the variance decomposition data do not distinguish which of the two policy shocks is a greater source of volatility at the national level.

There is not much consistency with the national results at the state level. The results are mixed in the short run, while fiscal policy is a greater source of volatility in the long run. In the short run we find that monetary policy is a larger source of volatility for manufacturing and wholesale trade in California and for mining in Florida. On the other hand, fiscal policy is a greater source of volatility for the retail trade sector in New York and for FIRE in Texas. In the long run we find that fiscal policy shocks are a greater source of volatility for all the state-level industries that are distinguishable. These industries include FIRE in California; construction, retail trade, wholesale trade and FIRE in New York; and manufacturing and wholesale trade in Texas.

Conclusions

Our analysis of policy sensitivity leads us to a number of broad conclusions. First, both fiscal and monetary policy have a significant effect on industry employment. For all nine major industry divisions, we can detect an employment response to both types of policy shocks at either the national or the state level.

Interestingly, increases in federal government spending (as a share of GDP) or the federal funds rate generally lead decreases in employment. While these employment patterns

are broadly consistent with common expectations about the effects of contractionary monetary policy, they are inconsistent with common expectations about the near term effects of expansionary fiscal policy. However, the fiscal policy results are consistent with a model in which the growth of government crowds out private sector investment.

Our analysis of the effects of fiscal policy shocks also suggests that it would be inappropriate to use national estimates to forecast regional employment responses. For example, although U.S. employment in all of the major industry divisions responds negatively, if at all, to increases in federal government spending, California's employment responses are overwhelmingly positive. The variety of employment responses across states is not surprising given the redistributive nature of federal government spending. California's positive response may reflect the disproportionate role of national defense purchases in the state's economy.

National industry responses are better predictor's of regional responses to monetary policy shocks than to fiscal policy shocks. However, there is still substantial variation across states within the same industry. Therefore, the analysis suggests that regional variations in sensitivity to monetary policy arise from more than variations in industrial composition.

Finally, our analysis of variance decompositions suggests that the share of forecast error arising from national policy shocks tends to grow over time. Furthermore, the variance decompositions suggest that monetary and fiscal policy are generally indistinguishable from each other as sources of employment volatility. However, where we can distinguish between the two types of policy, fiscal policy tends to dominate monetary policy.

References

- Carlino, Gerald A. and Robert DeFina (1995). "Does Monetary Policy Have Differential Regional Effects?" *Business Review, Federal Reserve Bank of Philadelphia*, (March/April): .
- Ceglowski, Janet (1989) "Dollar Depreciation and US Industry Performance," *Journal of International Money and Finance* 8: 233-51.
- Garrison, Charles B. and John R. Kort (1983). "Regional Impact of Monetary and Fiscal Policy: A Comment," *Journal of Regional Science*, 23(2): 249-261.
- Kennedy, Peter (1992) *A Guide to Econometrics*, (The MIT Press: Cambridge, MA).
- Kloek, T. and H.K. Van Dijk (1978) "Basin Estimates of Equation System Parameters: An Application of Integration by Monte Carlo," *Econometrica*, vol. 46: 1-20.
- Kretzmer, Peter E. (1985) *Cross-industry tests of an equilibrium business cycle with rational expectations*, Ph.D. dissertation (University of Chicago: Chicago, IL).
- Mathur, Vijay and Sheldon Stein (1980). "Regional Impact of Monetary and Fiscal Policy: An Investigation Into the Reduced Form Approach," *Journal of Regional Science*, 20(3): 343-351.
- Mills, Terence C. (1990) *Time Series Techniques for Economists*, (Cambridge University Press: Cambridge, UK).
- Taylor, Lori L. (1993) "Estimating Regional Sensitivities to Defense Purchases," in *Defense Spending and Economic Growth*, James E. Payne and Anandi P. Sahu, eds. (Westview Press: Boulder Colorado).

Table 1: Variance Decompositions for Monetary (M) and Fiscal (F) Policy

Short Run:

	US		CA		FL		NY		TX	
	M	F	M	F	M	F	M	F	M	F
Total	1.1	2.6	8.1	0.7	0.6	3.3	2.2	6.9	11.3	10.9
Mining	1.6	13.2	0.5	7.0	22.9>	1.4	4.7	2.0	3.8	9.4
Construction	0.3<	32.3	9.9	12.1	5.6	18.8	0.5	14.1	0.9	9.8
Manufacturing	13.5	1.7	20.8>	2.4	3.1	0.2	12.2	2.6	1.3	8.0
Retail Trade	5.6	8.8	4.4	4.9	0.6	0.4	0.8<	19.0	5.7	5.5
Wholesale Trade	7.8	0.6	26.1>	1.5	0.7	0.6	1.2	12.2	1.0	4.0
TC&PU	2.7<	9.9	1.9	4.1	4.2	10.9	3.3	2.9	2.3	<14.1
FIRE	1.6	0.8	2.5	11.4	0.4	3.3	0.6	6.0	5.0	3.5
Services	0.9	2.3	7.4	1.5	1.0	12.1	1.0	2.5	0.6	5.3
Government	4.8	0.9	2.7	3.0	2.9	0.9	3.7	3.4	5.7	8.8

Long Run:

	US		CA		FL		NY		TX	
	M	F	M	F	M	F	M	F	M	F
Total	34.2	17.1	9.2	14.0	36.8	15.8	7.1	9.6	21.5	62.8
Mining	30.9	13.8	14.4	15.4	26.2	3.5	11.7	4.0	15.6	22.3
Construction	15.5	56.3	23.9	15.5	5.2	40.4	0.7<	51.6	12.1	42.7
Manufacturing	10.7	3.2	20.3	18.1	8.9	7.0	9.8	3.1	10.8<	53.8
Retail Trade	24.5	11.6	3.8	12.6	11.7	3.6	1.2<	29.9	24.2	60.1
Wholesale Trade	13.9	0.3	17.7	3.9	17.2	6.1	3.5<	32.4	5.7<	64.5
TC&PU	17.0	26.8	16.8	7.5	26.2	42.4	8.3	3.0	15.2	46.9
FIRE	11.2	2.7	4.5<	51.6	3.9	14.5	2.5<	52.6	11.1	26.7
Services	28.1	13.4	13.5	4.1	13.8	31.4	25.2	8.7	3.6	23.4
Government	24.5	6.0	4.6	12.6	28.0	9.6	1.6	32.4	8.5	16.0

note: The symbol > (<) indicates that the variance decomposition for our monetary policy variable is greater than (less than) the variance decomposition for our fiscal policy variable in at least 90 percent of the Monte Carlo replications.

Chart 1. Government Share in GDP

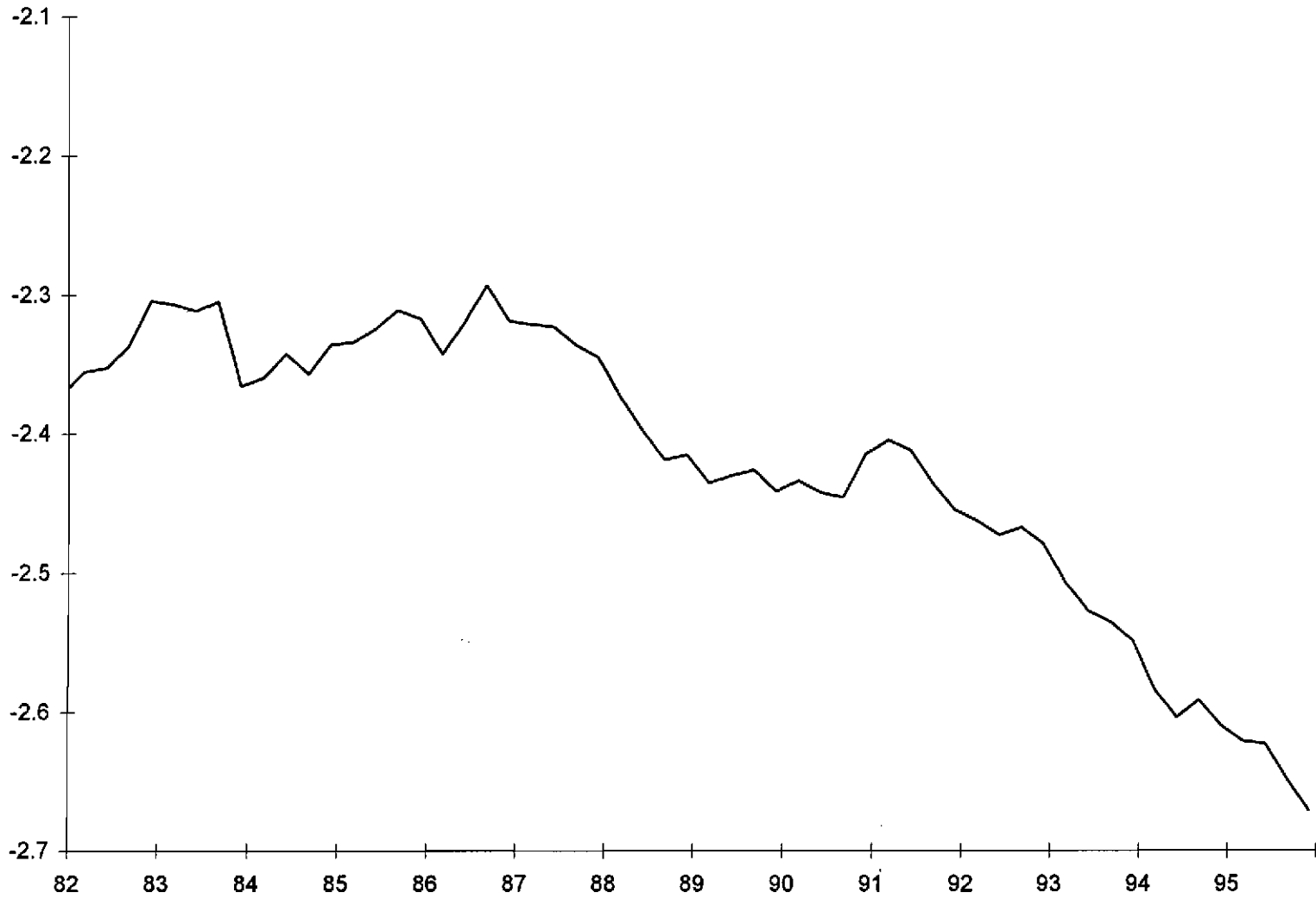


Chart 2. Federal Funds Rate

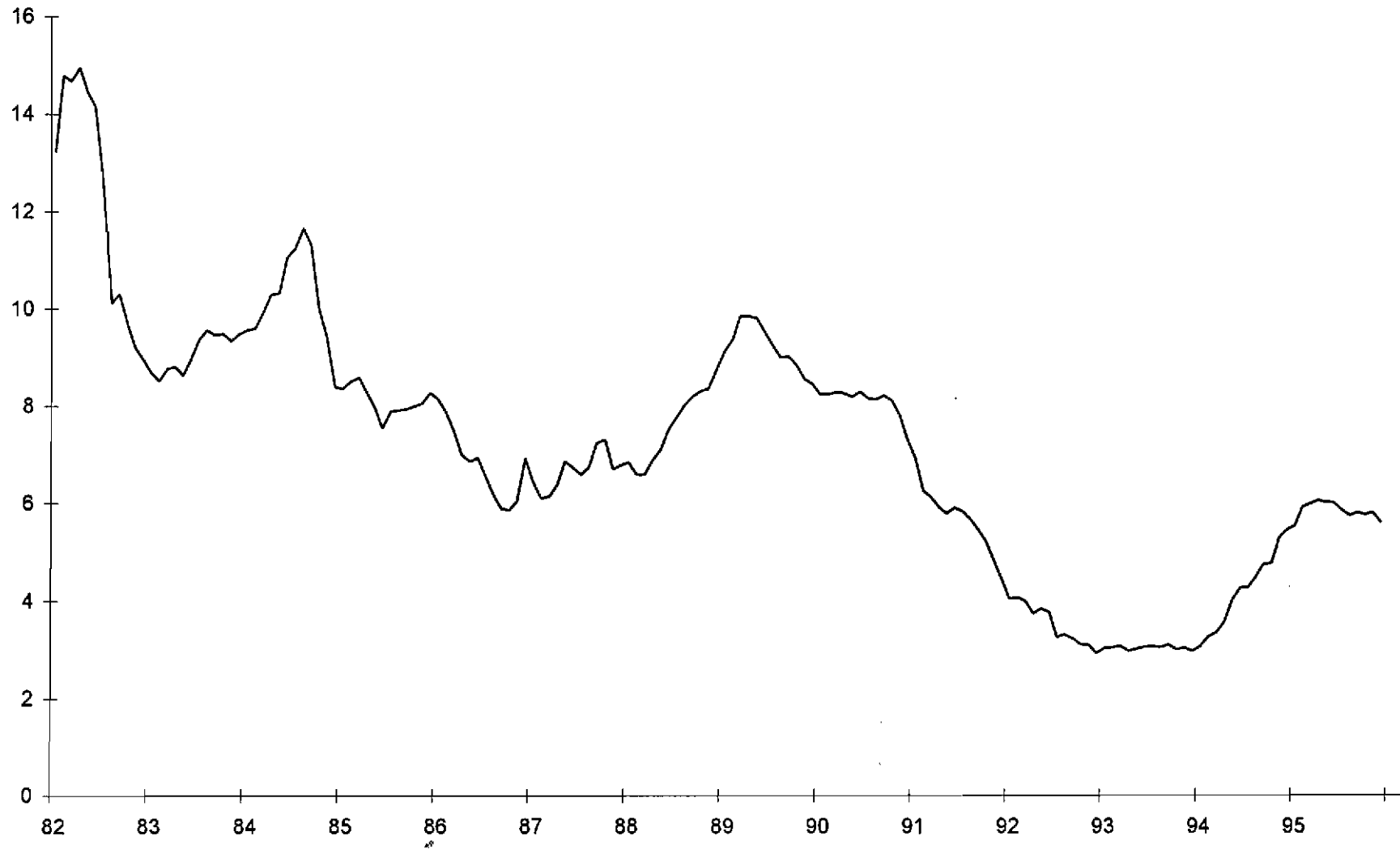


Chart 3. Impulse Responses to a Government Share Shock

(US Industry Employment)

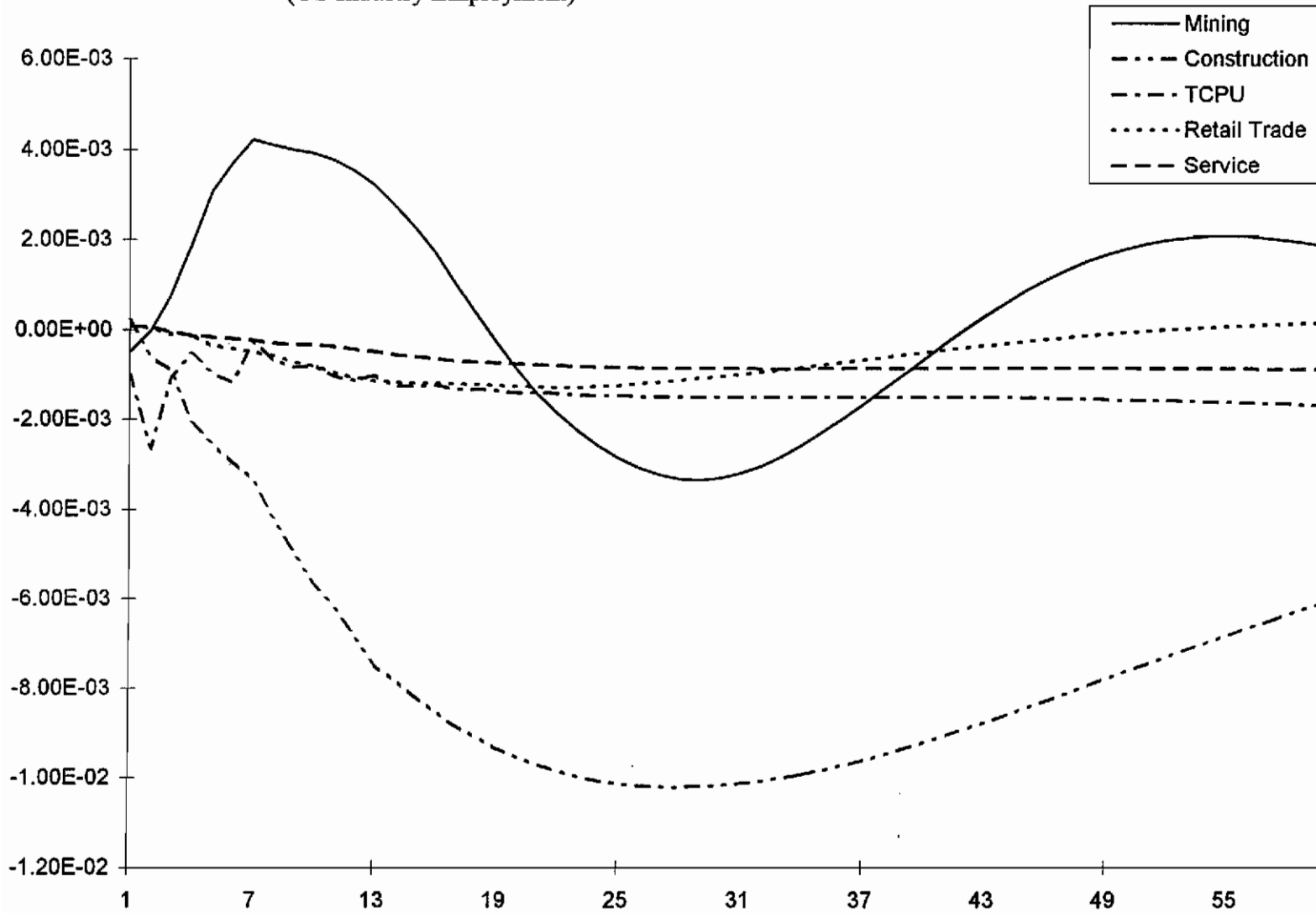


Chart 4. Impulse Responses to a Federal Funds Rate Shock

(US Industry Employment)

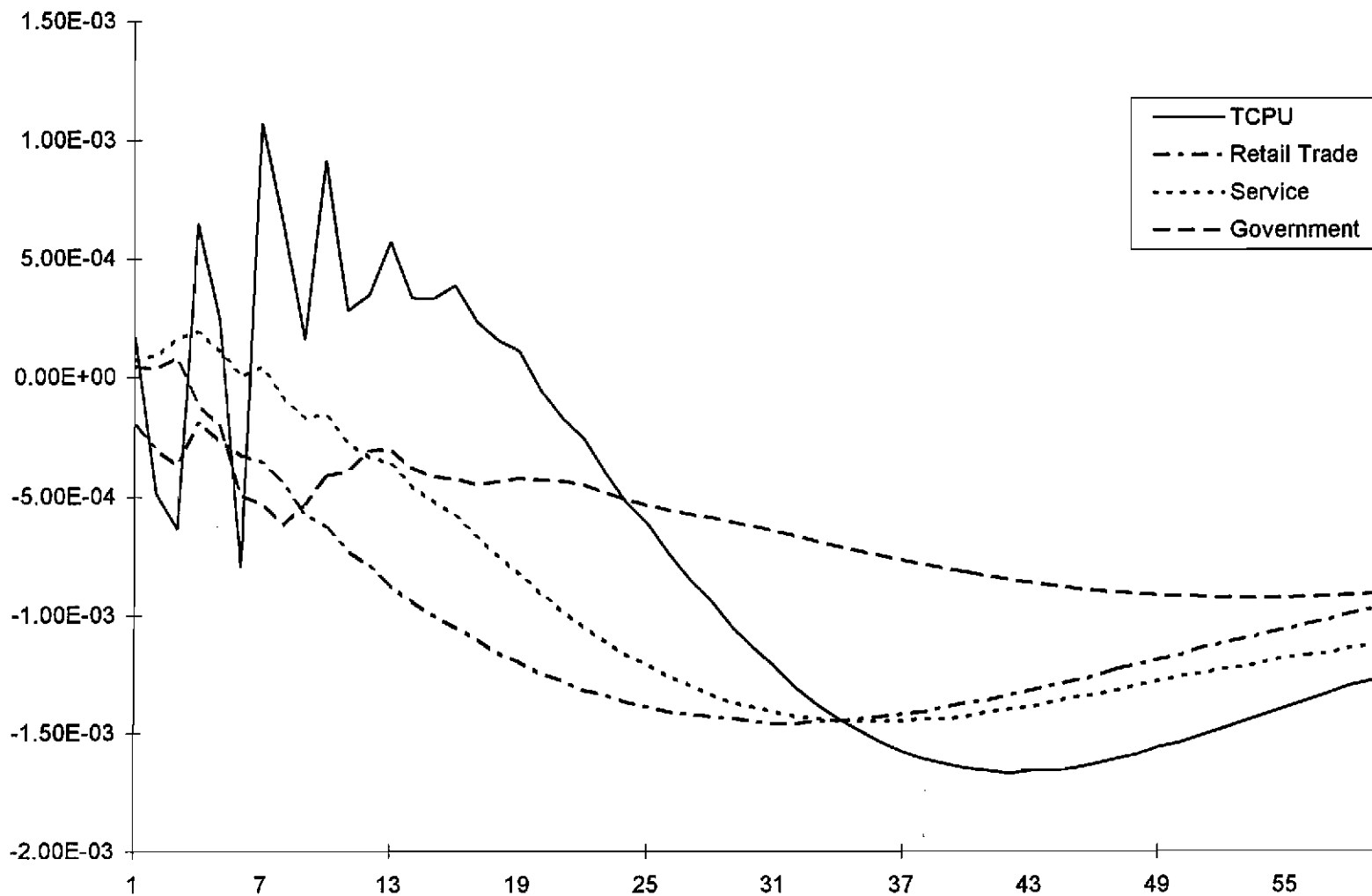


Chart 5. Impulse Responses to a Federal Funds Rate Shock

(US Industry Employment)

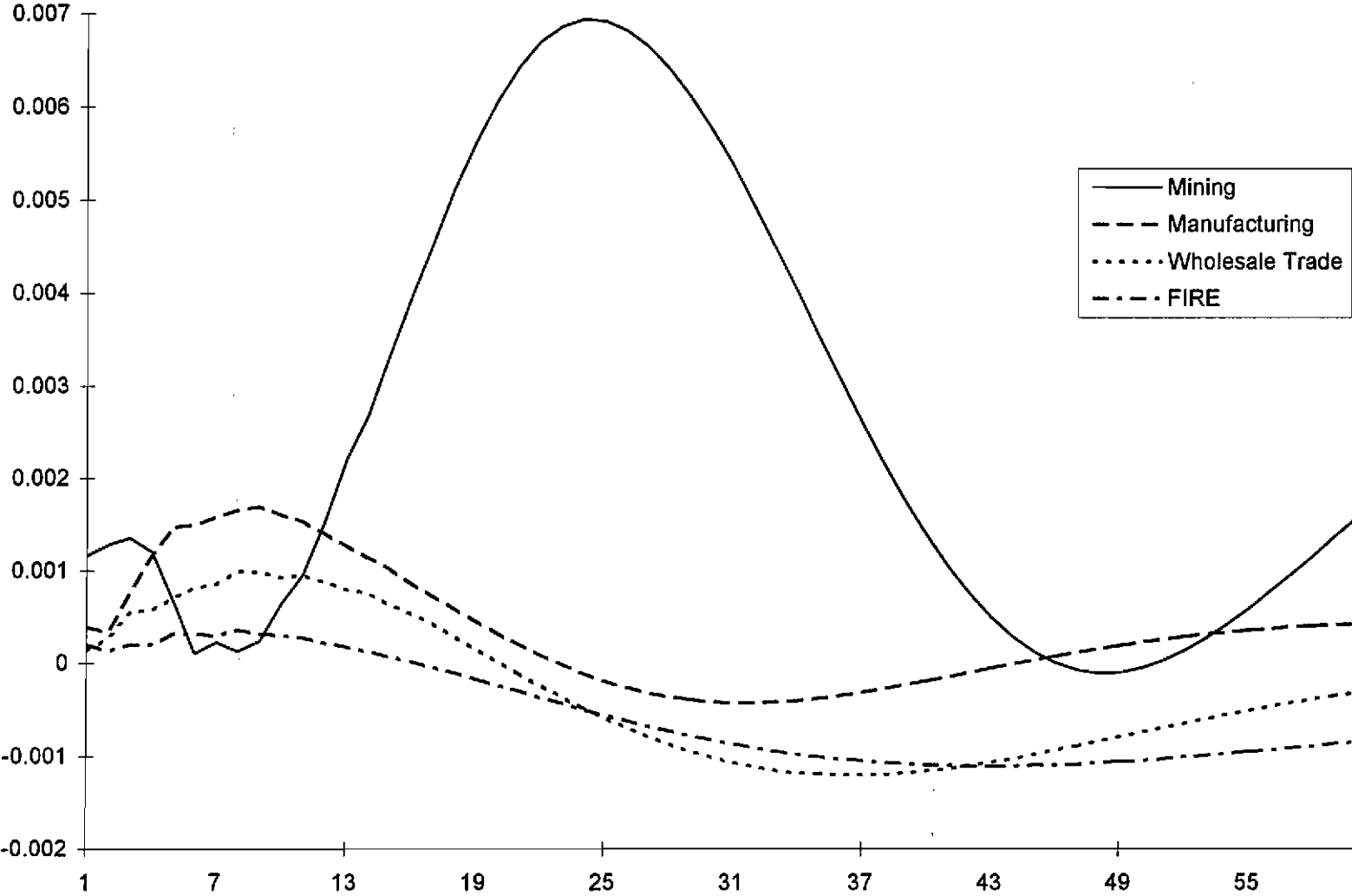


Chart 6. Manufacturing Employment Responses to a Government Share Shock

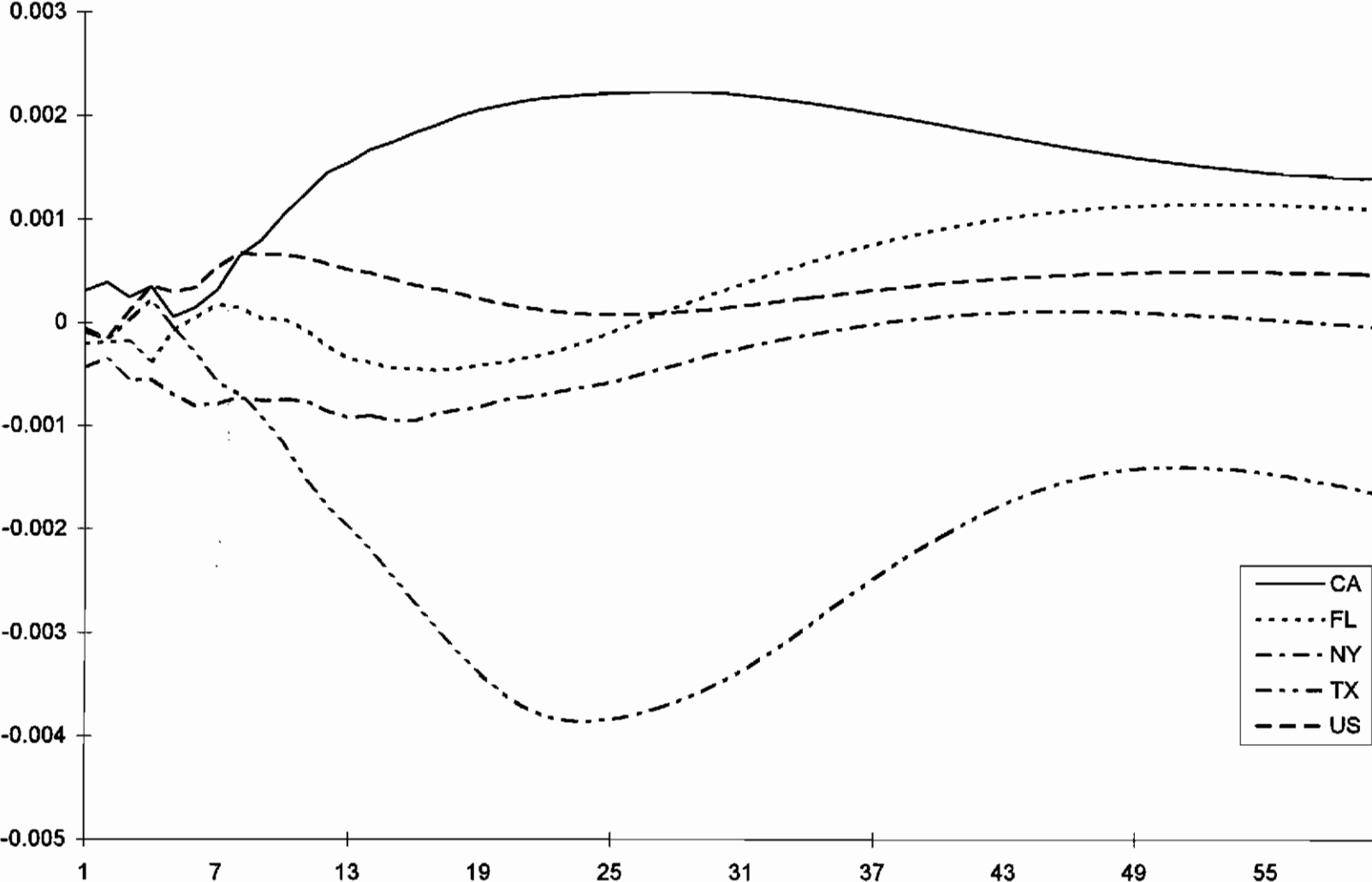
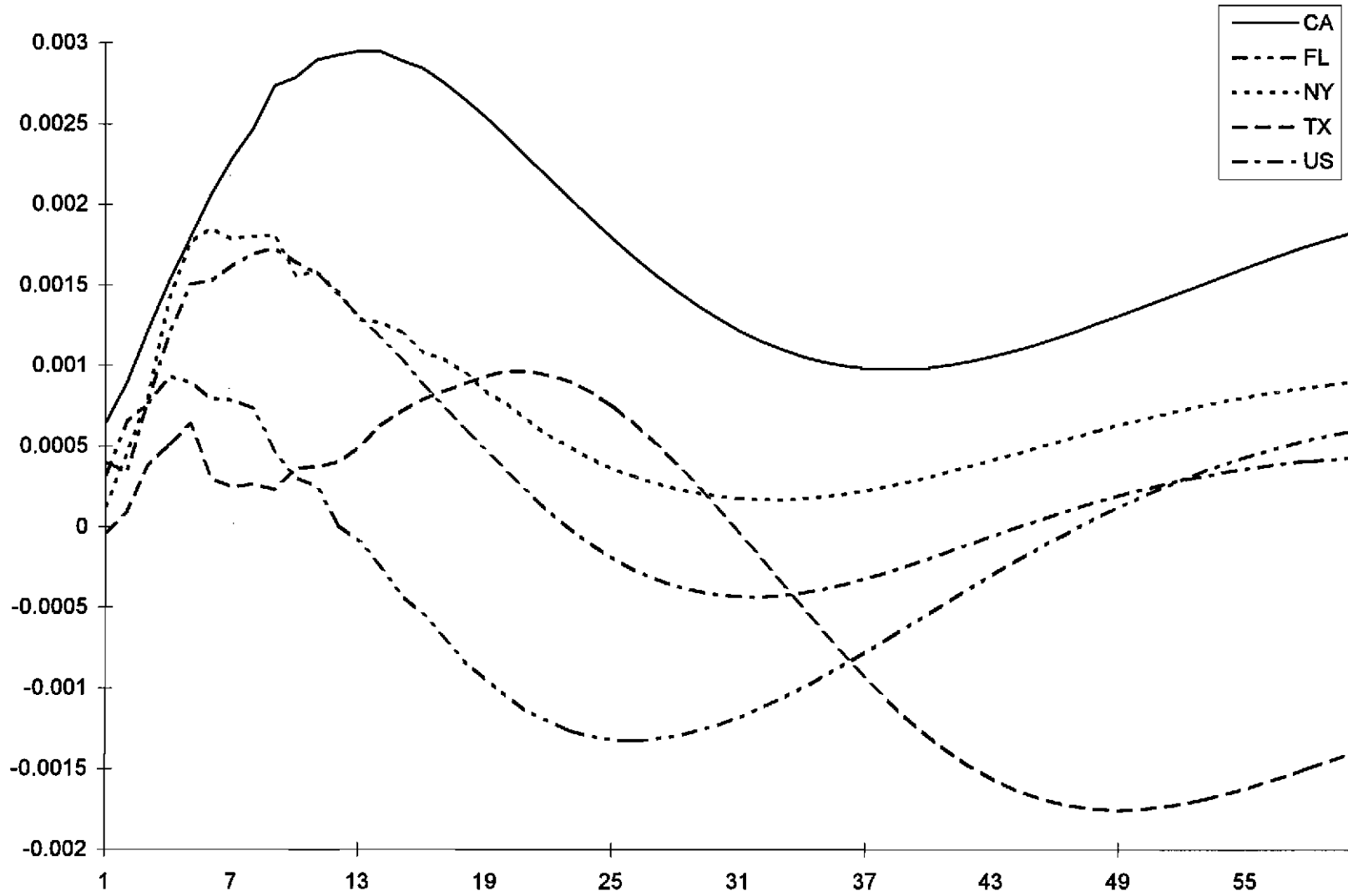


Chart 7. Manufacturing Employment Responses to a Federal Funds Rate Shock



RESEARCH PAPERS OF THE RESEARCH DEPARTMENT
FEDERAL RESERVE BANK OF DALLAS

Available, at no charge, from the Research Department
Federal Reserve Bank of Dallas, P. O. Box 655906
Dallas, Texas 75265-5906

Please check the titles of the Research Papers you would like to receive:

- 9201 Are Deep Recessions Followed by Strong Recoveries? (Mark A. Wynne and Nathan S. Balke)
- 9202 The Case of the "Missing M2" (John V. Duca)
- 9203 Immigrant Links to the Home Country: Implications for Trade, Welfare and Factor Rewards (David M. Gould)
- 9204 Does Aggregate Output Have a Unit Root? (Mark A. Wynne)
- 9205 Inflation and Its Variability: A Note (Kenneth M. Emery)
- 9206 Budget Constrained Frontier Measures of Fiscal Equality and Efficiency in Schooling (Shawna Grosskopf, Kathy Hayes, Lori L. Taylor, William Weber)
- 9207 The Effects of Credit Availability, Nonbank Competition, and Tax Reform on Bank Consumer Lending (John V. Duca and Bonnie Garrett)
- 9208 On the Future Erosion of the North American Free Trade Agreement (William C. Gruben)
- 9209 Threshold Cointegration (Nathan S. Balke and Thomas B. Fomby)
- 9210 Cointegration and Tests of a Classical Model of Inflation in Argentina, Bolivia, Brazil, Mexico, and Peru (Raul Anibal Feliz and John H. Welch)
- 9211 Nominal Feedback Rules for Monetary Policy: Some Comments (Evan F. Koenig)
- 9212 The Analysis of Fiscal Policy in Neoclassical Models¹ (Mark Wynne)
- 9213 Measuring the Value of School Quality (Lori Taylor)
- 9214 Forecasting Turning Points: Is a Two-State Characterization of the Business Cycle Appropriate? (Kenneth M. Emery & Evan F. Koenig)
- 9215 Energy Security: A Comparison of Protectionist Policies (Mine K. Yücel and Carol Dahl)
- 9216 An Analysis of the Impact of Two Fiscal Policies on the Behavior of a Dynamic Asset Market (Gregory W. Huffman)
- 9301 Human Capital Externalities, Trade, and Economic Growth (David Gould and Roy J. Ruffin)
- 9302 The New Face of Latin America: Financial Flows, Markets, and Institutions in the 1990s (John Welch)
- 9303 A General Two Sector Model of Endogenous Growth with Human and Physical Capital (Eric Bond, Ping Wang, and Chong K. Yip)
- 9304 The Political Economy of School Reform (S. Grosskopf, K. Hayes, L. Taylor, and W. Weber)
- 9305 Money, Output, and Income Velocity (Theodore Palivos and Ping Wang)
- 9306 Constructing an Alternative Measure of Changes in Reserve Requirement Ratios (Joseph H. Haslag and Scott E. Hein)
- 9307 Money Demand and Relative Prices During Episodes of Hyperinflation (Ellis W. Tallman and Ping Wang)
- 9308 On Quantity Theory Restrictions and the Signalling Value of the Money Multiplier (Joseph Haslag)
- 9309 The Algebra of Price Stability (Nathan S. Balke and Kenneth M. Emery)
- 9310 Does It Matter How Monetary Policy is Implemented? (Joseph H. Haslag and Scott Hein)
- 9311 Real Effects of Money and Welfare Costs of Inflation in an Endogenously Growing Economy with Transactions Costs (Ping Wang and Chong K. Yip)
- 9312 Borrowing Constraints, Household Debt, and Racial Discrimination in Loan Markets (John V. Duca and Stuart Rosenthal)
- 9313 Default Risk, Dollarization, and Currency Substitution in Mexico (William Gruben and John Welch)
- 9314 Technological Unemployment (W. Michael Cox)
- 9315 Output, Inflation, and Stabilization in a Small Open Economy: Evidence from Mexico (John H. Rogers and Ping Wang)
- 9316 Price Stabilization, Output Stabilization and Coordinated Monetary Policy Actions (Joseph H. Haslag)
- 9317 An Alternative Neo-Classical Growth Model with Closed-Form Decision Rules (Gregory W. Huffman)

- ___ 9318 Why the Composite Index of Leading Indicators Doesn't Lead (Evan F. Koenig and Kenneth M. Emery)
- ___ 9319 Allocative Inefficiency and Local Government: Evidence Rejecting the Tiebout Hypothesis (Lori L. Taylor)
- ___ 9320 The Output Effects of Government Consumption: A Note (Mark A. Wynne)
- ___ 9321 Should Bond Funds be Included in M2? (John V. Duca)
- ___ 9322 Recessions and Recoveries in Real Business Cycle Models: Do Real Business Cycle Models Generate Cyclical Behavior? (Mark A. Wynne)
- ___ 9323* Retaliation, Liberalization, and Trade Wars: The Political Economy of Nonstrategic Trade Policy (David M. Gould and Graeme L. Woodbridge)
- ___ 9324 A General Two-Sector Model of Endogenous Growth with Human and Physical Capital: Balanced Growth and Transitional Dynamics (Eric W. Bond, Ping Wang, and Chong K. Yip)
- ___ 9325 Growth and Equity with Endogenous Human Capital: Taiwan's Economic Miracle Revisited (Maw-Lin Lee, Ben-Chieh Liu, and Ping Wang)
- ___ 9326 Clearinghouse Banks and Banknote Over-issue (Scott Freeman)
- ___ 9327 Coal, Natural Gas and Oil Markets after World War II: What's Old, What's New? (Mine K. Yücel and Shengyi Guo)
- ___ 9328 On the Optimality of Interest-Bearing Reserves in Economies of Overlapping Generations (Scott Freeman and Joseph Haslag)
- ___ 9329* Retaliation, Liberalization, and Trade Wars: The Political Economy of Nonstrategic Trade Policy (David M. Gould and Graeme L. Woodbridge) (Reprint of 9323 in error)
- ___ 9330 On the Existence of Nonoptimal Equilibria in Dynamic Stochastic Economies (Jeremy Greenwood and Gregory W. Huffman)
- ___ 9331 The Credibility and Performance of Unilateral Target Zones: A Comparison of the Mexican and Chilean Cases (Raul A. Feliz and John H. Welch)
- ___ 9332 Endogenous Growth and International Trade (Roy J. Ruffin)
- ___ 9333 Wealth Effects, Heterogeneity and Dynamic Fiscal Policy (Zsolt Becsi)
- ___ 9334 The Inefficiency of Seigniorage from Required Reserves (Scott Freeman)
- ___ 9335 Problems of Testing Fiscal Solvency in High Inflation Economies: Evidence from Argentina, Brazil, and Mexico (John H. Welch)
- ___ 9336 Income Taxes as Reciprocal Tariffs (W. Michael Cox, David M. Gould, and Roy J. Ruffin)
- ___ 9337 Assessing the Economic Cost of Unilateral Oil Conservation (Stephen P.A. Brown and Hillard G. Huntington)
- ___ 9338 Exchange Rate Uncertainty and Economic Growth in Latin America (Darryl McLeod and John H. Welch)
- ___ 9339 Searching for a Stable M2-Demand Equation (Evan F. Koenig)
- ___ 9340 A Survey of Measurement Biases in Price Indexes (Mark A. Wynne and Fiona Sigalla)
- ___ 9341 Are Net Discount Rates Stationary?: Some Further Evidence (Joseph H. Haslag, Michael Nieswiadomy, and D. J. Slottje)
- ___ 9342 On the Fluctuations Induced by Majority Voting (Gregory W. Huffman)
- ___ 9401 Adding Bond Funds to M2 in the P-Star Model of Inflation (Zsolt Becsi and John Duca)
- ___ 9402 Capacity Utilization and the Evolution of Manufacturing Output: A Closer Look at the "Bounce-Back Effect" (Evan F. Koenig)
- ___ 9403 The Disappearing January Blip and Other State Employment Mysteries (Frank Berger and Keith R. Phillips)
- ___ 9404 Energy Policy: Does it Achieve its Intended Goals? (Mine Yücel and Shengyi Guo)
- ___ 9405 Protecting Social Interest in Free Invention (Stephen P.A. Brown and William C. Gruben)
- ___ 9406 The Dynamics of Recoveries (Nathan S. Balke and Mark A. Wynne)
- ___ 9407 Fiscal Policy in More General Equilibrium (Jim Dolman and Mark Wynne)
- ___ 9408 On the Political Economy of School Deregulation (Shawna Grosskopf, Kathy Hayes, Lori Taylor, and William Weber)
- ___ 9409 The Role of Intellectual Property Rights in Economic Growth (David M. Gould and William C. Gruben)

- 9410 U.S. Banks, Competition, and the Mexican Banking System: How Much Will NAFTA Matter? (William C. Gruben, John H. Welch and Jeffery W. Gunther)
- 9411 Monetary Base Rules: The Currency Caveat (R. W. Hafer, Joseph H. Haslag, and Scott E. Hein)
- 9412 The Information Content of the Paper-Bill Spread (Kenneth M. Emery)
- 9413 The Role of Tax Policy in the Boom/Bust Cycle of the Texas Construction Sector (D'Ann Petersen, Keith Phillips and Mine Yücel)
- 9414 The P* Model of Inflation, Revisited (Evan F. Koenig)
- 9415 The Effects of Monetary Policy in a Model with Reserve Requirements (Joseph H. Haslag)

- 9501 An Equilibrium Analysis of Central Bank Independence and Inflation. (Gregory W. Huffman)
- 9502 Inflation and Intermediation in a Model with Endogenous Growth (Joseph H. Haslag)
- 9503 Country-Bashing Tariffs: Do Bilateral Trade Deficits Matter? (W. Michael Cox and Roy J. Ruffin)
- 9504 Building a Regional Forecasting Model Utilizing Long-Term Relationships and Short-Term Indicators (Keith R. Phillips and Chih-Ping Chang)
- 9505 Building Trade Barriers and Knocking Them Down: The Political Economy of Unilateral Trade Liberalizations (David M. Gould and Graeme L. Woodbridge)
- 9506 On Competition and School Efficiency (Shawna Grosskopf, Kathy Hayes, Lori L. Taylor and William L. Weber)
- 9507 Alternative Methods of Corporate Control in Commercial Banks (Stephen Prowse)
- 9508 The Role of Intratemporal Adjustment Costs in a Multi-Sector Economy (Gregory W. Huffman and Mark A. Wynne)
- 9509 Are Deep Recessions Followed By Strong Recoveries? Results for the G-7 Countries (Nathan S. Balke and Mark A. Wynne)
- 9510 Oil Prices and Inflation (Stephen P.A. Brown, David B. Oppedahl and Mine K. Yücel)
- 9511 A Comparison of Alternative Monetary Environments (Joseph H. Haslag)
- 9512 Regulatory Changes and Housing Coefficients (John V. Duca)
- 9513 The Interest Sensitivity of GDP and Accurate Reg Q Measures (John V. Duca)
- 9514 Credit Availability, Bank Consumer Lending, and Consumer Durables (John V. Duca and Bonnie Garrett)
- 9515 Monetary Policy, Banking, and Growth (Joseph H. Haslag)
- 9516 The Stock Market and Monetary Policy: The Role of Macroeconomic States (Chih-Ping Chang and Huan Zhang)
- 9517 Hyperinflations and Moral Hazard in the Appropriation of Seigniorage: An Empirical Implementation With A Calibration Approach (Carlos E. Zarazaga)
- 9518 Targeting Nominal Income: A Closer Look (Evan F. Koenig)
- 9519 Credit and Economic Activity: Shocks or Propagation Mechanism? (Nathan S. Balke and Chih-Ping Chang)
- 9601 The Monetary Policy Effects on Seignorage Revenue in a Simple Growth Model (Joseph H. Haslag)
- 9602 Regional Productivity and Efficiency in the U.S.: Effects of Business Cycles and Public Capital (Dale Boisso, Shawna Grosskopf and Kathy Hayes)
- 9603 Inflation, Unemployment, and Duration (John V. Duca)
- 9604 The Response of Local Governments to Reagan-Bush Fiscal Federalism (D. Boisso, Shawna Grosskopf and Kathy Hayes)
- 9605 Endogenous Tax Determination and the Distribution of Wealth (Gregory W. Huffman)
- 9606 An Exploration into the Effects of Dynamic Economic Stabilization (Jim Dolmas and Gregory W. Huffman)
- 9607 Is Airline Price Dispersion the Result of Careful Planning or Competitive Forces? (Kathy J. Hayes and Leola B. Ross)
- 9608 Some Implications of Increased Cooperation in World Oil Conservation (Stephen P.A. Brown and Hillard G. Huntington)
- 9609 An Equilibrium Analysis of Relative Price Changes and Aggregate Inflation (Nathan S. Balke and Mark A. Wynne)

- 9610 What's Good for GM...? Using Auto Industry Stock Returns to Forecast Business Cycles and Test the Q-Theory of Investment (Gregory R. Duffee and Stephen Prowse)
- 9611 Does the Choice of Nominal Anchor Matter? (David M. Gould)
- 9612 The Policy Sensitivity of Industries and Regions (Lori L. Taylor and Mine K. Yücel)

Name:	Organization:
Address:	City, State and Zip Code:
Please add me to your mailing list to receive future Research Papers: <input type="checkbox"/> Yes <input type="checkbox"/> No	

Research Papers Presented at the
1994 Texas Conference on Monetary Economics
April 23-24, 1994
held at the Federal Reserve Bank of Dallas, Dallas, Texas

Available, at no charge, from the Research Department
Federal Reserve Bank of Dallas, P. O. Box 655906
Dallas, Texas 75265-5906

Please check the titles of the Research Papers you would like to receive:

- 1 A Sticky-Price Manifesto (Laurence Ball and N. Gregory Mankiw)
- 2 Sequential Markets and the Suboptimality of the Friedman Rule (Stephen D. Williamson)
- 3 Sources of Real Exchange Rate Fluctuations: How Important Are Nominal Shocks? (Richard Clarida and Jordi Gali)
- 4 On Leading Indicators: Getting It Straight (Mark A. Thoma and Jo Anna Gray)
- 5 The Effects of Monetary Policy Shocks: Evidence From the Flow of Funds (Lawrence J. Christiano, Martin Eichenbaum and Charles Evans)

Name:	Organization:
Address:	City, State and Zip Code:
Please add me to your mailing list to receive future Research Papers:	Yes No